

Lesson 12 - God Made the Seasons

Aim

- * To learn the names of the four seasons
- * To learn that you can do different things in each season

Materials

- story - The Tree, by Tim Atkinson
- book - The Seasons of Arnold's Apple Tree, by Gail Gibbons
- large and small pictures and words of a tree in each season
- Photos of a tree in each season
- picture of a tree to colour
- scissors and glue

Lesson Outline

1. Introduction
2. Story
3. Activities - action story, stick & paste, colour a picture, 4 seasons tree
4. Review aims of lesson
5. Prayer

.....

1) Introduction

- Ask the children what time of the year it is. Discuss the season. What can they see outside? What is growing? How warm/cold is it? What can they do outside?
- Discuss the other seasons. What can they do in each season? Which do they like best?
- Talk about a tree and how it changes in each season. Lead the discussion as an introduction to the story

2) Story

- * The Tree
- * The Seasons of Arnold's Apple Tree

3) Activities

- * Play the four seasons action story
- * Cut out pictures and words of the four seasons and stick them on paper, so they match each other and are in the correct order
- * colour the tree in one season
- * Make a four seasons tree

4) Review the aims of the lesson

- * To learn the names of the four seasons
- * To learn that you can do different things in each season

5) Prayer

Say a prayer of thanks to God for giving us different seasons and all the different things we can do in each season

The Tree



Outside David's window there was a big tree. It was called a maple tree. Every time the boy looked out of the window he could see the tree there, but it kept changing. In the winter there were no leaves. The tree was sleeping, covered in white snow.

One day in the spring small flowers started to grow on the tree; pretty little pink flowers. The tree looked so beautiful with the pink flowers. Then the birds came. They wanted to build their nests in the tree for their babies.

In the summer, green, beautiful leaves started to grow on the tree. Soon the flowers died and the green leaves grew big and strong. When it was very hot and sweaty in the summer and there was nowhere to go and feel cool, David used to lay down under the tree where there was a lot of shade, because of all the leaves. The tree also gave maple syrup to David and his family. It was nice and sweet.

When the summer ended and the autumn came the leaves changed colour. They became yellow, orange, brown and red. They looked very pretty and when it happened the fruit of the tree began to grow. The squirrels came to eat the fruit and it tasted really delicious!

Soon the days became colder and colder and the leaves started to fall down. All the leaves were laying on the ground and together they looked like a huge golden carpet. When the winter came for real the tree was sleeping again. But on its branches you could see small buds that were waiting to become new flowers and new leaves next spring. Each year all this happened on the tree. It kept changing but it always remained in the same spot.

The tree was the birds friend and the butterflies friend and the squirrels friend and our friend. In the summer we can lay under the tree and receive shelter when the sun is hot. In the autumn we can look at all the beautiful leaves. In the spring we can look at all the beautiful flowers.

This is a tree that always gives something to others. A gift from God. A gift for you and me. Soon the days became colder and colder. The leaves started to fall down on the ground. David thought that he wanted to be like the tree. Because the tree gives all the time and I want to do the same. A happy boy who makes others happy by giving what he can.



Spring



Summer



Autumn



Winter



summer







autumn


spring

winter



Four Seasons





The Four Seasons

action story



This action story teaches children that God made the four seasons. Provide an open area away from tables and chairs for this activity. Tell the story dramatically. Encourage the children to follow your motions.

.....

LET'S PRETEND IT'S WINTER.

It is very cold in winter. We must dress very warmly
(*pretend to put on coats, hats, gloves, and boots*).

Now we are dressed warmly. Let's go outdoors
(*walk in place, pretend to open door, walk out, shut door*).

Look! God has sent snow to cover the ground! Let's make a snowman (*pretend to roll snow into balls and make a snowman*).

(*Pretend to look at watch.*) Oh, dear, it's time to go back indoors (*pretend to walk to house, open door, walk inside, close door*).

Let's take off our wet coats (*remove coats*).

Now let's take off our boots (*bend over and take off boots*). Isn't winter fun?

Some places don't have snow in winter. The weather just gets colder. But it's fun to bundle up and be outside in winter. Aren't you glad God made winter?

THEN COMES SPRING.

The weather begins to get warmer in spring and flowers begin to bloom. Let's pretend we're little flower bulbs in the ground (*kneel on the floor*).

The ground gets warmer, and we begin to send up little green shoots (*slowly raise hands just above your head*).

Our plant grows bigger and bigger, and soon little flowers grow on it (*slowly stand up, reach hands up high, spread fingers*).

I like spring, don't you? Thank You, God, for spring.

THEN COMES SUMMER.

The sun is bright and warm in summer. We can run and play with bare feet (*run around in circles*). Do you feel the grass tickling your toes (*wiggle toes*)?

The rain comes down, and we can catch raindrops on our tongues (*lift face up and hold out tongue*).

We can splash in the puddles the rain makes (stamp feet). We can go swimming, too (*make swimming motions with arms*). God is very good to send us summer!

THEN COMES AUTUMN.

The weather begins to get cold in fall. Let's pretend we're trees in the fall (*hold arms over head to form a circle*).

Our leaves are not green any more. They are very pretty colors of red and yellow. Soon they turn to brown, and they fall off (*spread fingers apart and flutter them slowly down until they are flat on the floor*).

Now the tree limbs are all bare (*stand up, extend arms, and spread fingers as tree limbs*).

The birds fly south. The bears go inside caves to sleep. Some animals grow thick fur. God is getting everything ready for winter to come once more.

Aren't you glad God made WINTER, SPRING, SUMMER, and AUTUMN? God has promised that the seasons will always come. Let's thank God for the seasons.

Four Seasons Tree

With this paper planter you don't have to wait for the next holiday to celebrate. Create a paper craft that's a tree for all seasons.




Four Seasons Tree paper planter

What You'll Need:

- * Thin tree branches or twigs
- * Construction paper
- * Scissors
- * Markers or colored pencils
- * Lightweight string or transparent tape
- * Vase

How to Make Four Seasons Tree:

Step 1: Find 4 similar-size branches with several twigs coming off of them. Decorate each branch so it represents either winter, spring, summer, or fall.



Find similar-size branches to decorate.

Step 2: Cut snowflakes, flowers, bugs, and leaves from construction paper. Decorate the shapes with markers or colored pencils.

Step 3: Tie or tape the shapes on each branch for each of the four seasons. Arrange the branches in a pretty vase to make a colorful centerpiece for a table.

